



ELECTRIC BASS

INSTRUMENT EXPANSION

USERGUIDE

Contents

| | |
|--|-----------|
| Installation | 3 |
| What's Inside? | 4 |
| Loading Instruments (Standalone MPC3) | 5 |
| Loading Instruments (MPC Software) | 8 |
| Expression Control | 11 |
| Further Resources | 13 |
| Copyright & License | 14 |

Installation

For the most up-to-date, step-by-step installation instructions for your MPC/Force, please refer to our comprehensive set of installation guides on our web site:

<https://www.mpc-samples.com/support/expansions>

Compatibility

Electric Bass was built for any modern MPC or Force running **MPC 2.13 or greater** (including MPC3). Requirements are as follows:

Any modern standalone MPC running MPC 2.13+

MPC Software 2.13+

MPC Beats 2.13+

Akai Force 3.3+

What's Inside?

Electric Bass is a collection of instrument patches created from 10 multisampled vintage and modern electric bass guitars.

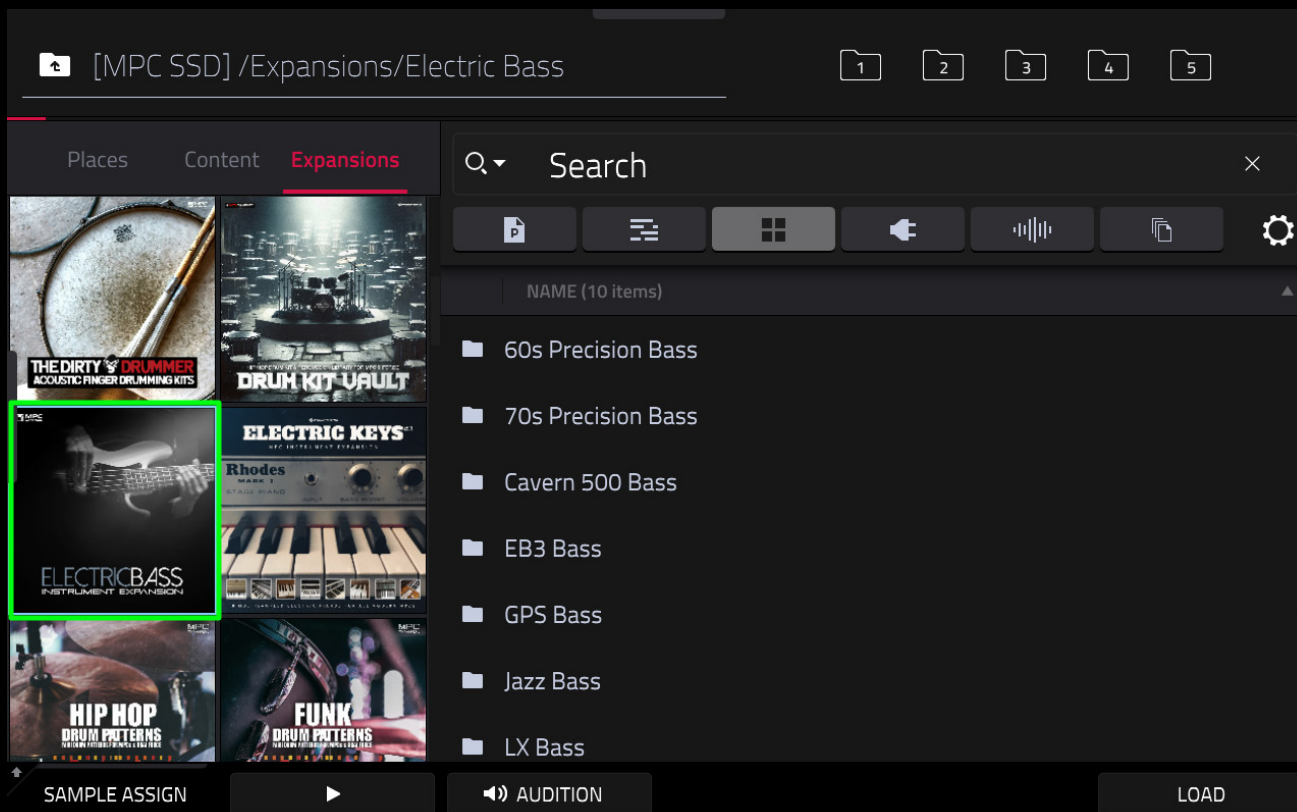
Each guitar has been faithfully recorded with multiple round robins per keygroup and mapped out across the MPC pads with over 50 sound patches ready to load up and play 'out-of-the-box'. All instruments are fully memory-optimised, with an average instrument size of only 40MB. This means you can easily load dozens of these instruments into a standalone MPC/Force without any memory concerns whatsoever.

Everything is 100% compatible with PAD PERFORM ('Notes Mode') and the arpeggiator, while keyboard controllers can also utilise pitch bend and mod wheel control of LFO for many of the instrument patches.

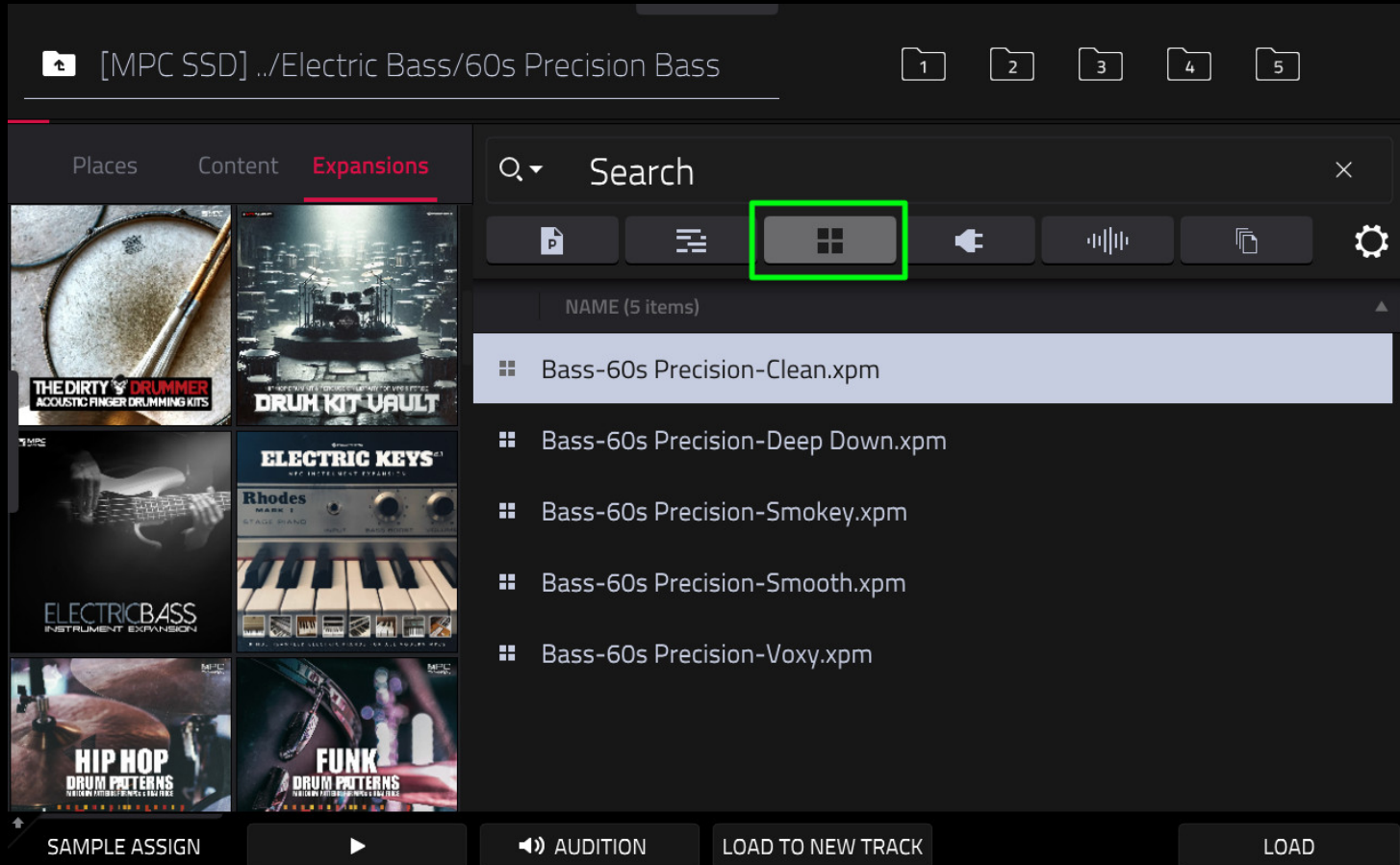
All instruments are also fully editable via TRACK EDIT so if you wish, you can tweak the FX, filters, envelopes, portamento and LFOs as per your specific requirements.

Loading Instruments (Standalone MPC3)

After [installation](#), go to 'MENU > BROWSER > Expansions' and tap on the expansion thumbnail. On the right you'll see a folder for each bass guitar:



Enter one of the folders and select the **PROGRAM** filter to view the patches for this bass guitar:



Single tap an 'XPM' file to hear a preview (requires 'AUDITION >AUTO').

To load the instrument to the current track in MPC3, either double tap the XPM file or single tap and press **LOAD**. To load to a different track, use **LOAD TO NEW TRACK**.

MPC2 users should just hit LOAD or double tap and then assign the instrument to a KEYGROUP type track.

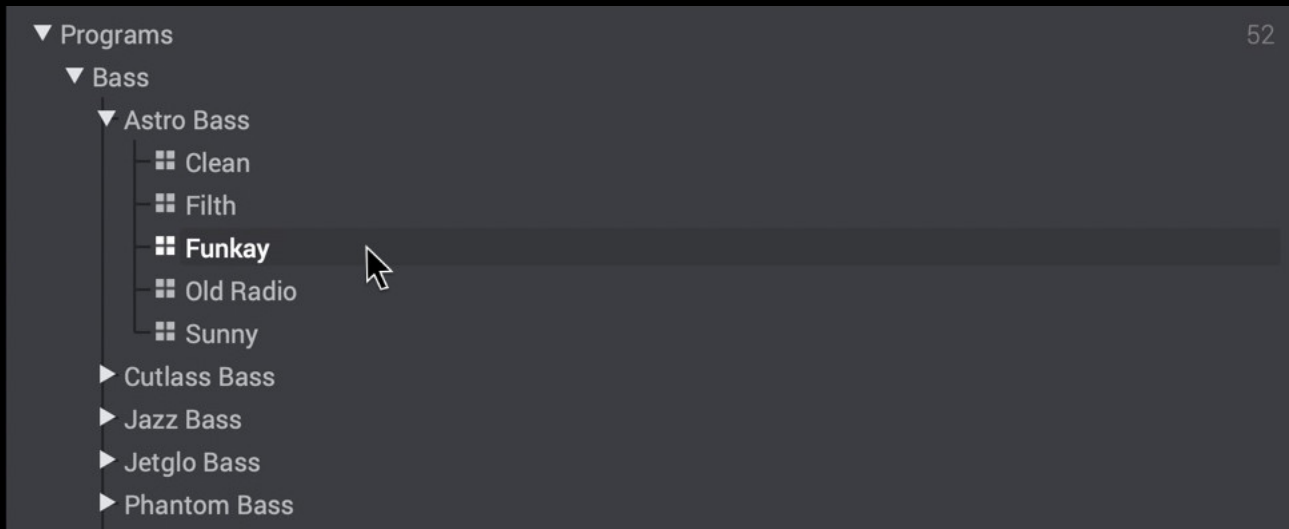
All instruments in the expansion are standard keygroup programs. Once loaded, each instrument can be played using PAD PERFORM or by using an attached MIDI controller.

Loading Instruments (MPC Software)

After [installation](#) into the MPC Software, open the **Expansion Browser** ('X' on your keyboard) and click on an expansion thumbnail to view.



Expand the 'Programs' group to reveal all the instruments:



Single click any instrument to hear its program preview - this requires 'Autoplay' enabled:



Double click a program to load it to the current sequencer track. Alternatively, drag the program directly into your project. All instruments are '**keygroup**' programs and must be assigned to a '**KEYGROUP**' type track in your sequencer.

Expression Control

We've added support for a number of expression controls in all instruments which can be accessed via MIDI keyboard controls. If you don't have an MPC Key model you can connect a MIDI keyboard via USB, MIDI DIN or Bluetooth to provide modulation wheel and pitch bend control.

The **mod wheel** provides control of 'vibrato', this add a small amount of modulating string bend to sustained notes, adding some realistic sounding feel. The **pitch wheel** allows you to bend notes by up to 2 semitones.

Additionally, if you are using MPC3 you can also control mod wheel and pitch bend from the Q-LINKS. Hold down the Q-LINK button and select 'MIDI' mode:



For more information about connecting MIDI controllers to the MPC, check out my dedicated article:

<https://www.mpc-tutor.com/mpc-midi-tutorial-connecting-midi-controllers>

Further Resources

If you need help learning how to use your MPC, check out MPC-Tutor's range of **MPC tutorial** books and courses at:

<https://www.mpc-samples.com/section.php/8/0/mpc-tutorials-courses/>

Electric Bass is part of our growing range of MPC and Force expansions – check out our entire range here, with loads of acoustic keys, pianos, drum kits, bass, synths & much, much more:

<https://www.mpc-samples.com/section.php/78/0/mpc-expansions/>

Copyright & License

'Electric Bass', published by MPC-Samples.com, 2018.

All recordings, MPC program files & audio previews by **Pad Pimps**. Copyright © 2018. All rights reserved. User guide by MPC-Samples.com. Copyright © 2018. All rights reserved.

Full terms & sound licence can be found at
<https://www.mpc-samples.com/terms.php>